



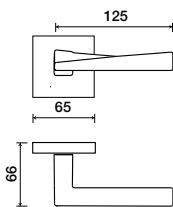
# 720 | Sweep



Shown in Polished Chrome finish

### Standard rose system

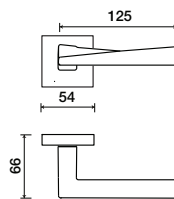
Lever with 65 mm square rose for standard tubular 2-1/8" door prep



See "Rose Options" page for available rose options

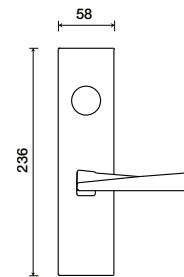
### Small rose system

Lever with 54 mm square rose for mortise and custom tubular door prep



### Escutcheon plate system

Lever with plate for mortise functions



See "Escutcheon Plate Options" page for available plate options

### Tubular leversets ordering example:

Sweep lever on a standard square rose, passage function, in satin stainless/polished chrome finish with 2-3/4" backset

720	SMQ	PA	US26	2-3/4	
Lever design	Rose/Plate	Function	Finish	Backset	Misc.
Sweep 720	<b>SMQ</b> (54 mm) <b>1912-Q</b> (65 mm) <b>SM</b> (52 mm) <b>1912-75</b> (75 mm)	<b>PA</b> (Passage) <b>PY</b> (Privacy) <b>SD</b> (Single Dummy) <b>COM-PA</b> (Communicating Passage)	Per project specification	2-3/8" 2-3/4"	