

# 620

# Tuke

LEVERS

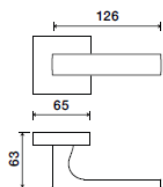


Matching item available:  
• 5041 Siena pull

Shown in Satin Chrome finish

### Standard rose system

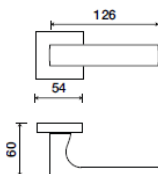
Lever with 65 mm square rose for standard tubular 2-1/8" door prep



See "Rose Options" page for available rose options

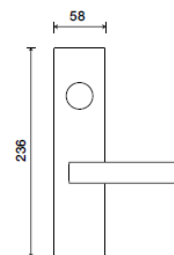
### Small rose system

Lever with 54 mm square rose for mortise and custom tubular door prep



### Escutcheon plate system

Lever with plate for mortise functions



See "Escutcheon Plate Options" page for available plate options

### Tubular leversets ordering example:

Tuke lever on a standard rose, passage function, in satin chrome finish with 2-3/4" backset

Lever design	Rose/Plate	Function	Finish	Backset	Misc.
620	1912Q	PA	US26D	2-3/4	
Tuke 620	1912Q (65 mm) 1912 (65 mm) SMQ (54 mm) SM (52 mm)	PA (Passage) PY (Privacy) FD (Full Dummy) SD (Single Dummy)	Per project specification	2-3/8" 2-3/4"	